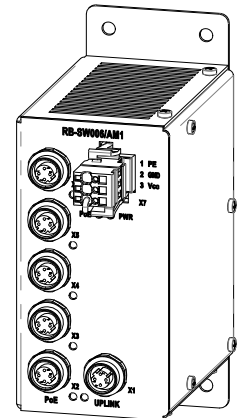


RB-SW006/AM1

Industrial Ethernet switch with PoE

- 5+1 port industrial switch
- 1 port 100 Mbps for Uplink
- 5 ports 10/100 Mbps with PoE
- Connection through M12 connectors
- Power supply +24 V DC
- Meets requirements of IEEE 802.3af standard
- Design according to EN 50155:2007



TECHNICAL DATA

Number of ports	6
Number of ports with PoE	5
Number of ports without PoE	1
Communication rate X1	100 Mbps
X2 to X6	10/100 Mbps
Galvanic separation *)	Yes
Insulation strength	500 V AC / 1 minute**)
Connection point	M12 type connector according to IEC 61375-3-4
PoE Source	48 V DC (± 1 V)
Maximum total current	700 mA
Maximum power consumption on each port	200 mA
Galvanic separation *)	Yes
Insulation strength	500 V AC / 1 minute**)
Power supply voltage	16.6 V to 33.6 V DC
Power consumption	Max. 2.2 A at 24 V DC
Inrush peak current	Max. 35 A
Galvanic separation	No
Connection point	WAGO X-COM 769 connector
Others	
Cover	IP20
Operating temperature	-40 °C to 70 °C
Storage temperature	-40 °C to 70 °C
Maximum ambient humidity	< 95 %, non-condensing
Mounting	4 × \varnothing 6 mm hole
Weight	1200 g
Dimensions (w × h × d)	(74 × 180 × 121) mm

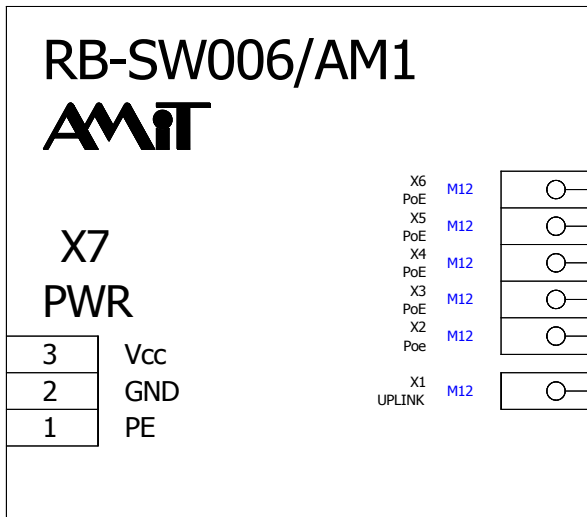
*) PoE source is not galvanically separated from Ethernet, only from PE terminal.

***) Galvanic separation must not be used for dangerous parts separation.

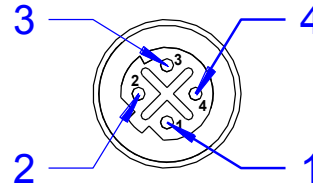
ORDERING INFORMATIONS

RB-SW006/AM1	Industrial Ethernet switch, WAGO connector counterpart, Operation manual, Warranty certificate, Routine testing protocol, Insulation testing protocol
---------------------	---

RECOMMENDED DRAWING SYMBOL



NUMBERING OF X1 TO X6 CONNECTOR PINS



CONNECTORS SPECIFICATION

Connector	Meaning
X1	Ethernet port 1 without PoE
X2	Ethernet port 2 with PoE
X3	Ethernet port 3 with PoE
X4	Ethernet port 4 with PoE
X5	Ethernet port 5 with PoE
X6	Ethernet port 6 with PoE
X7	Power supply

CONNECTOR X7 (POWER SUPPLY)

Terminal	Label	Meaning
1	PE	Module chassis.
2	GND	Power supply, ground
3	Vcc	Power supply, +24 V DC

X1 CONNECTOR (UPLINK)

Terminal	Meaning
1	Tx+
2	Rx+
3	Tx-
4	Rx-

MEANING OF LEDS

LED	Label	Meaning
PWR	Lights	Power supply OK
PoE	Lights	+48 V OK
X1	Lights	Cable connection detected
X2 to X6	Lights	Cable connection detected
	Blinks	Running communication

CONNECTOR X2 TO X6 (POE)

Terminal	Meaning
1	Tx+ / PoE +48 V
2	Rx+ / PoE 0 V *)
3	Tx- / PoE +48 V
4	Rx- / PoE 0 V *)

Note:

The pin is on 0 V when connection of PoE equipment is detected, otherwise PoE is disconnected.

RECOMMENDED CABLING

CAT5 cabling with shielded cross-wired or straight cables are supported on all ports.

RB-SW006/AM1

Industrial Ethernet switch with PoE

MECHANICAL DIMENSIONS

