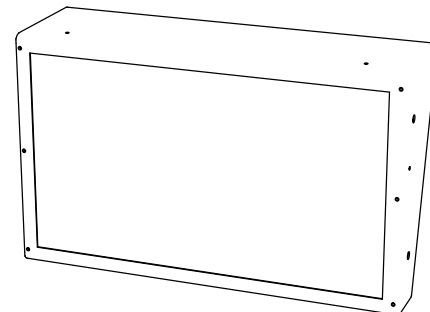


AIPQB1215WA61/02

TFT Panel for Rolling Stock 21.5"

- **21.5"**, 1920 × 1080, TFT LED LCD
- **Ethernet 10/100 Mbps M12**
- **Power supply 24 V DC with GS**
- **Mounting on wall**
- **Meet UIC176 requirements**
- **Designed in accordance with EN 50155**



TECHNICAL DATA

Display	21.5", 1920 × 1080, TFT LED LCD
Brightness, contrast	Typically 300 cd/m ² , typically 5000:1
Observation angle	178° horizontally, 178° vertically *)
Back-lit / lifetime	LED / min. 50 000 hours **)
Ethernet interface	1 ×
Transmission rate	10/100 Mbps
Connection point	Connector M12 D-coded
USB	2 × USB 2.0
Connections	Type A
RS422	1 ×
Connections	D-sub DE-9, female
Audio interface	1 × stereo audio
Connections	D-sub DE-9, female
Power supply	16.8 V to 30 V DC
Nominal power supply voltage	24 V DC
Galvanic separation, insulation strength	Yes, 500 V AC / 1 minute #)
Max. power consumption	1.25 A at 24 V DC
Connection point	WAGO 769-664/003-000
Others	
Mechanic	Metal cover + polycarbonate
Mounting	On wall
Protection – front panel / back panel	IP50 / IP20
Operating temperature – full functionality – limited functionality ##)	0 °C to 50 °C -20 °C to 60 °C
Storage temperature	-20 °C to 60 °C
Max. ambient humidity	< 95 % non-condensing
Weight	9.5 kg
Dimensions (w × h × d)	(518 × 314 × 151) mm
Expected MTBF	Min. 150 000 h
SW parameters	

*) For contrast ratio ≥ 10:1.

***) Decline in brightness to 50 % at operating temperature 25 °C.

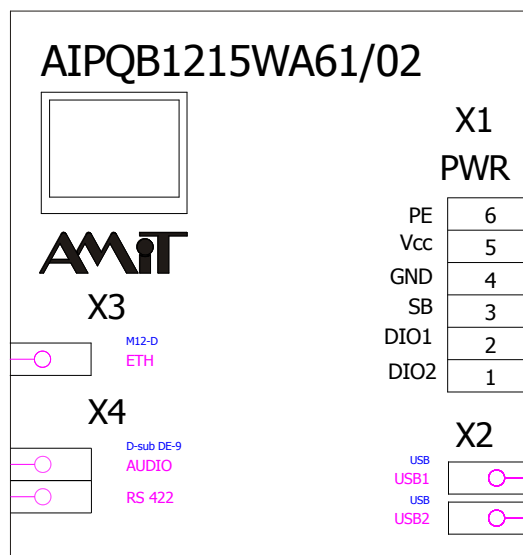
#) Insulation may not be used for unsafe voltage separation.

##) LCD display is switched off and inside electronics run.

ORDERING INFORMATION

AIPQB1215WA61/02	Information panel, WAGO connector counterparts, routine testing protocol, Insulation testing protocol, certificate of product quality and completeness
-------------------------	--

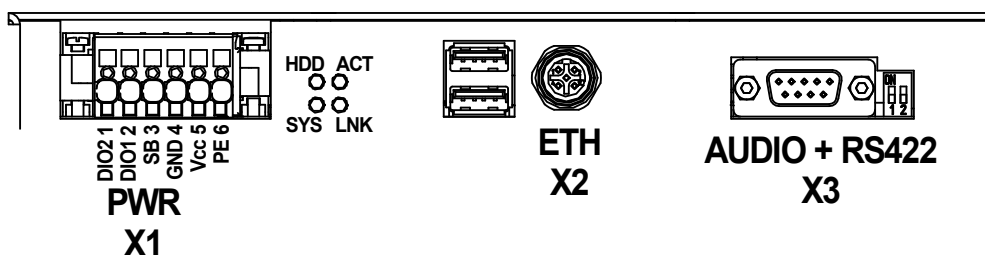
RECOMMENDED DRAWING SYMBOL



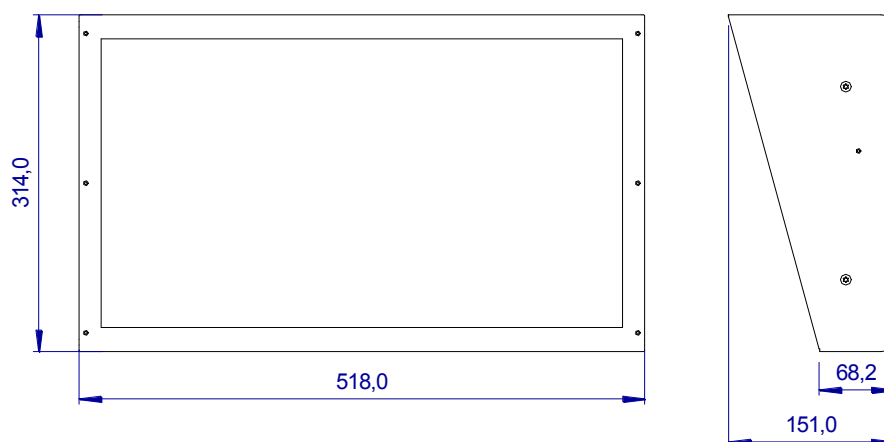
TERMINALS ASSIGNMENT

Connector	PIN	Signal	Signal type on AIPQB1215WA61/02
X1	1	DIO2	Digital input/output 2
	2	DIO1	Digital input/output 1
	3	SB	Unit switch on
	4	GND	Power supply, GND
	5	Vcc	Power supply, +24 V
	6	PE	Unit chassis

CONNECTOR LOCATION



PANEL DIMENSIONS



Data provided in this datasheet are only informative. Detailed information can be found in operational manual ([aipqb1215wa6102_g_en_xxx.pdf](#)). Documentation can be downloaded from www.amit-transportation.cz web site.