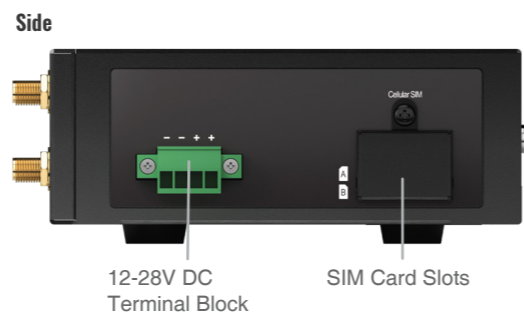




# Specifications

MAX BR1 Pro	
WAN Interface	1x GE 1x Embedded LTE Modem with Redundant SIM Slots
LAN Interface	4x GE
Wi-Fi Interface	802.11a/n or b/g/n 300Mbps
Router Throughput	120Mbps
Recommended Users	60
LTE Modem	Downlink/Uplink Datarate: 150Mbps/50Mbps
LTE-A Modem	Downlink/Uplink Datarate: 300Mbps/50Mbps
Antenna Connector	2x SMA Cellular, 2x Wi-Fi, 1x SMA GPS
Power Input	Device: 12V – 28V DC AC Adapter: AC Input 100V – 240V / DC Output 12V Terminal Block: 12V – 28V DC
Power Consumption	24W (max.)
Dimensions	5.1 x 4.3 x 1.6 inches 130 x 110 x 41 mm
Weight	1.2 pounds 515 grams
Operating Temperature	-40° – 149°F -40° – 65°C
Humidity	15% – 95% (non-condensing)
Certifications	FCC, CE, RoHS IC: 20682-P1930LITER5
Warranty	1-Year Limited Warranty
Package Content	MAX BR1 Pro 12V3A Power Supply 2x 5dBi Wi-Fi Antennas 1x GPS Active Antenna 2x 2dBi 4G LTE Antennas




# MAX BR1 Pro

## Versatile Single Cellular Router with High Port Capacity



**Connect Everything,  
Affordably**

The BR1 Pro features 4x GE LAN ports to connect your wired clients, and Wi-Fi LAN to connect your wireless ones. All this in a rugged DIN mount compatible enclosure.



**Fits Anywhere**

At 5.1 x 4.3 x 1.6 inches, the BR1 Pro can fit into tight spaces. It can also be mounted on DIN rails from different angles, so it fits anywhere that the rails can be installed.

# Ordering Information

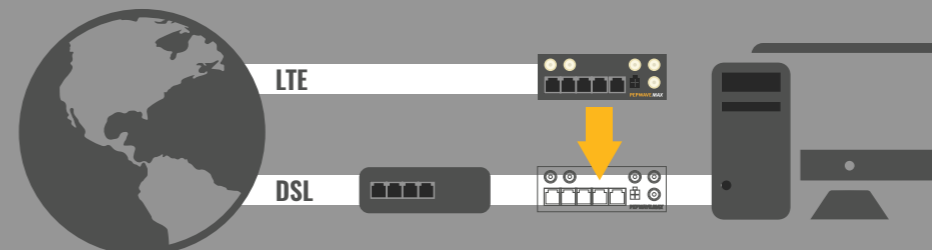

	Product Code	Carrier	4G Bands	3G Bands
LTEA	MAX-BR1-PRO-LTEA-W-T	Worldwide/ CAT-6	FDD LTE: B1, B2, B3, B4, B5, B7, B8, B12, B13, B20, B25, B26, B29, B30, B41	WCDMA/HSPA+/DC-HSPA+: B1, B2, B3, B4, B5, B8, B29, B30, B41
	MAX-BR1-PRO-LTEA-P-T	Asia Pacific/ CAT-6	4G LTE-A: B1, B3, B5, B7, B8, B18, B19, B21, B28, B38, B39, B40, B41	WCDMA/HSPA+/DC-HSPA+: B1, B5, B8, B9, B19 UMTS: B6 TD-SCDMA: B39
LTE	MAX-BR1-PRO-LTE-E-T	Europe/ International/ CAT-4	4G LTE: B1, B3, B5, B7, B8, B20, B38, B40, B41	WCDMA/HSPA+/DC-HSPA+: B1, B5, B8

### Feature Add-on and Accessories

Product Code	Description
MAX-BR1-ADV	Package includes a software license key for Advanced Car-Fi Roaming; and SpeedFusion and IPsec X.509 Certificate Support
PVN-LC-05	Enables up to 5 PepVPN connections
MAX-BR1-ADV	Activate the Drop-in Mode for the MAX BR1 Series
ACW-DIN-M2MS	DIN Rail mount kit that fits the BR1 M2M, BR1 Slim, BR1 Pro, SFE and UBR LTE

# Mobile Ready

The BR1 Pro can accept power via a terminal block and is equipped with GPS. It also supports Ignition Sense, enabling it to power up or down depending on the vehicle's ignition status.



**Easy to Deploy**

Set up the BR1 Pro without changing the network configuration of your other devices. Use InControl to manage your whole network from any web browser.